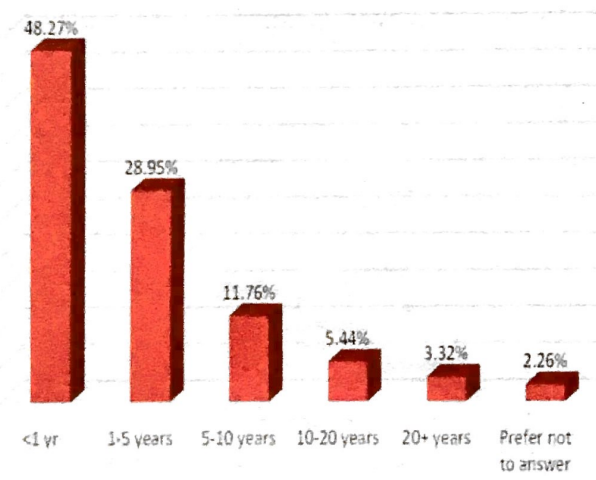
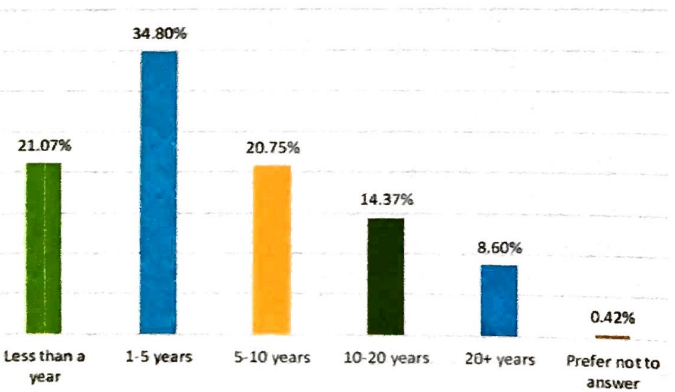


Length of Sobriety



Time in the fellowship



A fellowship of men and women who share their experience, strength and hope with each other so they may overcome their sexual addiction and help others recover from sexual addiction and dependency.

Our primary purpose is to stop our addictive sexual behavior and to help others recover from sexual addiction. We find a new way of living through the SAA program, and carry our message to others seeking recovery. Membership is open to all who have a desire to stop addictive sexual behavior. There is no other requirement.

Our fellowship is open to women and men, regardless of age, race, religion, ethnic background, marital status, or occupation. We welcome members of any sexual identity or orientation, whether they are gay, lesbian, straight, bisexual, or transgender.

Sex Addicts Anonymous

2019 Membership Survey



International Service Organization of SAA, Inc.
 P. O. Box 70949
 Houston, TX 77270
 713-869-4902
info@saa-recovery.org
www.saa-recovery.org

SAA 2019 Membership Survey

SAA has nearly 1900 meetings worldwide in thirty-three countries. Reaching out to over 10,000 members, we received 2190 responses.

Gender

90% Male
9.5% Female
0.5% Transgender



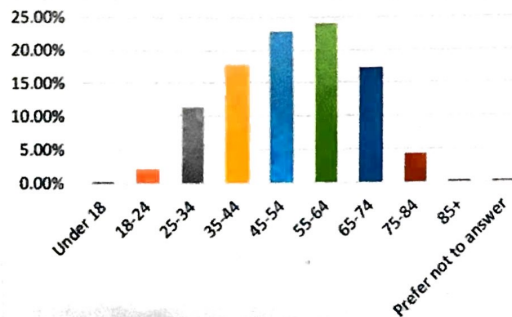
Sexual Orientation



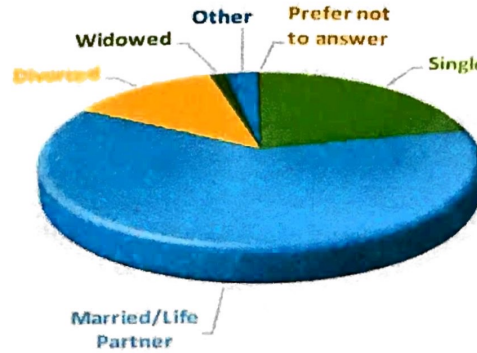
Straight	77%
Gay	10%
Bisexual	10%
Questioning	1.7%
Queer	1.2%
Lesbian	0.5%
Transgender	0.2%

Ethnicity

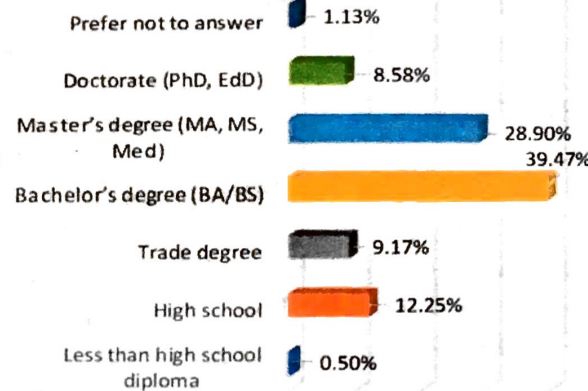
White or Caucasian 85%
Hispanic or Latino 3.9%
Black or African American 3.5%
Asian or Asian American 2.5%
American Indian or Alaska Native 0.4%
Native Hawaiian or other Pacific Islander 0.2%



Marital Status



Education



Occupation

Professional/Technical	29.79%
Retired	17.36%
Manager/Administrative	12.94%
Other	9.30%
Healthcare Professional	8.01%
Educator	6.77%
Sales worker	4.65%
Skilled Trade	3.59%
Unemployed	2.26%
Service worker	2.07%
Student	1.98%
Disabled (not able to work)	1.70%
Transportation	1.66%
Clerical Worker	1.52%
Prefer not to answer	1.47%
Laborer	1.20%
Homemaker	1.10%
Craft Worker	0.74%

Introduction to SAA

Counselor/Mental Health Professional	30.26%
Self-Motivated	16.61%
Internet	14.39%
Through another SAA member	8.53%
Treatment Facility	7.70%
Through another twelve step group	7.66%
Family	5.21%
Other	2.03%
Friend or neighbor	1.17%
Member of clergy	1.43%
Medical Professional	1.25%
Judicial System	1.15%
SAA literature	0.78%
Newspaper/magazine/radio/TV	0.65%
Prefer not to answer	0.32%
Correctional facility	0.18%
Employer or fellow worker	0.14%



Sponsorship

74% of the respondents have a sponsor, and 61% got a sponsor within 90 days. 40% of those that responded sponsor someone, most sponsor three or less. Only 5% sponsor prisoners, and 15% sponsor long distance.

Therapeutic Treatment

Before coming to SAA, 67% of the respondents were seeing a therapist. 81% were seeing a therapist after they came to SAA. SAA has no opinion on therapy, but 80% of the respondents agreed that therapy did play an important role in their recovery.